

31ST ANNUAL CONVENTION

PROCEEDINGS

American Association of Bovine Practitioners

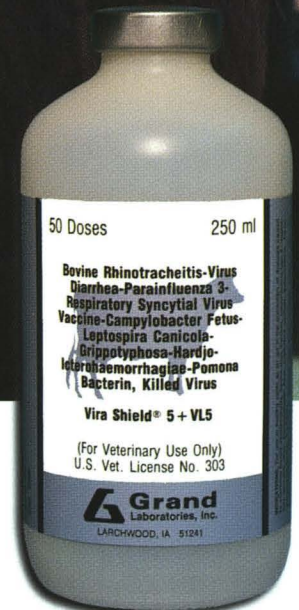


Dr. Eric I. and Mrs. Mary Williams

**Spokane, Washington
September 24-26, 1998**

every shot count!

with the **ONLY 11-way Pre-breeding Vaccine** available



Open cows and abortions are an expensive waste of your bull's time!

Vira Shield 5+VL5, the 11-way shot that counts. As a cautious manager, you probably already vaccinate for Vibrio, Lepto, IBR, BVD, PI₃, and BRSV, but are you using the safest and most complete product available? Unlike our competitors, Vira Shield 5+VL5 is totally killed and does not have the potential to cause disease like modified live vaccines. Vira Shield 5+VL5 contains Xtend III[®] and requires only one 5 ml dose with a booster of Vira Shield 5. Vira Shield 5+VL5 is the only 11-way prebreeding vaccine containing field

strains from actual disease outbreaks. The entire Vira Shield line contains Type 1 and the new, devastating Type 2 BVD which is now causing abortions and weak calves all across the nation. All other BVD vaccines on the market contain only Type 1 BVD.

Vira Shield 5+VL5... the ONLY 5ml shot containing 11-way protection!



Grand Laboratories, Inc.
Larchwood, IA



Call today for your guide to preventing open cows and abortions 1-800-843-3386

© Copyright American Association of Bovine Practitioners; open access distribution.



of the

THIRTY-FIRST ANNUAL CONFERENCE

AMERICAN ASSOCIATION OF BOVINE PRACTITIONERS

September 24-26, 1998

Spokane, Washington



*Martin and Fran Holdener Farm, Sun Top Farms, Enumclaw, WA
Courtesy Dr. Perry Dahlquist and Dr. Reilly Glore*

Editor

Eric I. Williams, F.R.C.V.S., M.S.
1226 N. Lincoln
Stillwater, OK 74075
Tel: (405) 372-3693
Fax: (405) 372-0939

Assistant Editor

Robert A. Smith, D.V.M.
3404 Live Oak Lane
Stillwater, OK 74075
Tel: (405) 372-8666
Fax: (405) 743-8422

Advertising Representative

Veterinary Learning Systems
9300 W. 110th #145
Overland Park, KS 66210
Tel: (913) 451-3475
Fax: (913) 451-3929

Executive Vice President


James A. Jarrett, D.V.M.
P.O. Box 1755
Rome, GA 30162-1755
Tel: (800) 269-2227
Fax: (706) 232-2232

Printer

Frontier Printers, Inc.
205 W. 9th
Stillwater, OK 74074
Tel: (405) 372-8500
Fax: (405) 372-8523

*Cover photo: Dr. Eric I. and Mrs. Mary Williams
Courtesy Ken Helt Photography*


AABP OFFICERS



President-Elect
WALTER M. GUTERBOCK
DVM
Visalia, California




President
JAMES E. SEARS
DVM
Bridgeport, Nebraska



Vice-President
LARRY HUTCHINSON
DVM
University Park, Pennsylvania




Past-President
DEBORAH A. STARK
DVM
Guelph, Ontario, Canada




Exec. Vice-President
AVMA Alternate Delegate
JAMES A. JARRETT
DVM
Rome, Georgia


Directors




District 1
JOHN FERRY
DVM
Adams, New York




District 2
RICHARD L. WILKES
DVM
Rocky Mt., Virginia



District 3
PAUL E. JOHNSON
DVM
Enterprise, Alabama




District 4
N. KENT AMES
DVM
East Lansing, Michigan



District 5
KENNETH NORDLUND
DVM
Madison, Wisconsin




District 6
MARK KIRKPATRICK
DVM
Readlyn, Iowa




District 7
DARRELL C. PAYNE
DVM
Sedalia, Missouri



District 8
STEVE LEWIS
DVM
Hereford, Texas



District 9
DELBERT G. MILES
DVM
Greeley, Colorado




District 10
GARY W. DALEY
DVM
Turlock, California





District 11
GREG A. LEDBETTER
DVM
Jerome, Idaho



District 12
EMILE BOUCHARD
DVM
St-Hyacinthe, Quebec, Canada




District 13
DAVID HAMILTON
DVM
Morden, Manitoba, Canada



Treasurer
ROGER SALTMAN
DVM
Cazenovia, New York




Parliamentarian
L. MAC CROPEY
DVM
Golden, Colorado



Exhibits Manager
SAMUEL HUTCHINS, III
DVM
South Barre, Vermont



Editor
ERIC I. WILLIAMS
FRCVS
Stillwater, Oklahoma



AVMA Delegate
DARREL JOHNSON
DVM
Weyauwega, Wisconsin

Recommending a modified-live vaccine doesn't have to make you sweat.

When you recommend a modified-live vaccine, post-vaccination temperature rise and a drop in performance are the last things you want to see. So choose BRSV Vac® combination IBR vaccines from Bayer and don't sweat it.

Independent studies have shown there is no IBR shedding with the BRSV Vac line of vaccines¹. Yet it is fast acting and highly effective. Immune response to IBR begins as early as 48 hours following vaccination to help protect cattle during the critical days after weaning or arrival at the feedyard. And the unique production processes used in making BRSV Vac ensure serial-to-serial consistency for full protection against IBR, BVD, PI₃, BRSV and five serotypes of leptos.

Stop worrying about giving your clients' calves the sweats. Recommend BRSV Vac Vaccines from Bayer. For more information, contact your Bayer Sales Representative or Customer Service at 1-800-633-3796.

¹ Bayer Field Trial Report 93-13. CMI/Humoral Response.

BRSV Vac[®]
Vaccines



Bayer Corporation, Agriculture Division, Animal Health, Shawnee Mission, Kansas 66201

© 1997, Bayer Corporation

WBC FUTURE MEETINGS

2000 Punta Del Este, Uruguay

2002 Hannover, Germany



Guidelines for Authors

The *Bovine Practitioner* is the official publication of The American Association of Bovine Practitioners, published in January and May annually. It also serves as a communication medium between bovine practitioner organizations around the world. All manuscripts and communications must be presented in English.

A section of the journal is peer-reviewed or refereed. Papers submitted for publication in the peer-reviewed section are anonymously reviewed by three members of the editorial board. In some cases, papers may be reviewed by an outside expert(s) who is not a regular member of the editorial board. Papers published in the peer-reviewed section of the journal will be identified with a "Peer-Reviewed" banner at the top of the first page. Papers rejected by the editorial board for publication as peer-reviewed articles do not automatically qualify for publication in the non-peer-reviewed sections.

Articles published in the *Bovine Practitioner* are intended to address the needs of bovine practitioners. Types of articles considered appropriate for the journal include research reports, case reports, review articles, retrospective studies and articles describing new techniques.

All papers should begin with a summary or abstract. Research reports should follow with an introduction, methods and materials (including experimental design and statistical analysis), results, discussion and conclusions. At the author's discretion, results and discussion may be combined.

Case reports should be written to include an introduction, history, clinical findings, appropriate laboratory data, surgical/therapeutic management, discussion and conclusions.

Review articles covering topics important to the practitioner are welcome. They should address more recent advances and bring the reader cutting edge information related to bovine practice or to beef or dairy production.

Papers reporting retrospective studies should include an introduction, clinical implications or objectives of the study, the methodology used to evaluate the data, a section that details the significance of the findings to the practitioner and conclusions.

Two manuscripts and a diskette should be submitted to the editor through the mail or via a parcel delivery service. Manuscripts should be double-spaced, using 12-point Times type and 1-inch margins. When possible Microsoft Word should be used.

Figures, tables and photographs are welcome. Figures should be numbered on the back; legends for figures should be submitted on a separate sheet of paper. When photographs are submitted, prints are preferred over 2x2 slides.

English units of measure should be used for weights, measures and temperature. If the author desires, it is acceptable to follow English units with metric units in parenthesis, i.e....440 pound (200kg) steer had a rectal temperature of 101.5°F (38.6°C). When the use of brand names is necessary, they should be listed in footnotes, including the name of product, manufacturer, and manufacturer's city and state.

References to literature cited in the paper should be identified in the text by the use of superscripts. References should be listed in alphabetical order. Suggested style for citations in the reference section is as follows:

¹Allen WM, Sansom BF: Parturient paresis (milk fever) and hypocalcemia (cows, ewes, and goats), in Howard JL (ed.): *Current Veterinary Therapy III. Food Animal Practice*. Philadelphia, WB Saunders Co, 1993, pp. 304-308.

²Barth AD, Cates WF, Harland RJ: The effect of body fat and loss of fat on breeding soundness classification of beef bulls. *Can Vet J* 36:758-764, 1995.

³Nutrient Requirements of Beef Cattle, ed. 7. Washington DC, National Academy Press, 1996.

⁴Syvruud R: Vaccination for bovine respiratory syncytial virus: Benefits for both cow/calf and feedlot cattle. *Proc Am Assoc Bov Prac* 21:204-206, 1989.

All correspondence and manuscripts should be addressed to:
The Bovine Practitioner
Dr. Bob Smith, Editor
3404 Live Oak Lane
Stillwater, OK 74075
405-372-8666 Office
405-743-8422 Fax

Table of Contents

General Session

• Significance and Sources of Antimicrobial-Resistant Nontyphoidal Salmonella Infections in Humans in the United States: the Need for Prudent Use of Antimicrobial Agents, Including Restricted Use of Fluoroquinolones, in Food Animals—Frederick J. Angulo, Robert V. Tauxe, Mitchell L. Cohen	1
• Does Antimicrobial Use in Animals Affect Human Health?—Mike Apley	9
• Effective Planning: Make something happen!—Charles E. Gardner	13
• Adding Value and Getting Paid for It—Kelly F. Lechtenberg	17
• Personnel Management: Making it Work in Practice—John C. Simms	22
• Information on Regulation of Reproductive Cyclicity in Cattle—Milo C. Wiltbank	26
• Practical Manipulation of the Estrous Cycle in Dairy Animals—William W. Thatcher, Carlos A. Risco, Frederico Moreira	34
• Practical Manipulation of the Estrous Cycle in Beef Cattle—Michael L. Day	51
• Rangeland Cattle and the Risk of Waterborne Cryptosporidium parvum Infection in Humans—Rob Atwill	62
• Characterization of Antibiotic Resistance Among Veterinary Bacterial Pathogens—David G. White	67
• Putting NC-BQA to Work Through the Quality Assurance, Critical Management Points® (QACMP)® System—Dee Griffin, Todd Milton, Deb Roeber, Dale Grotelueschen, Jerre Johnson, Shawn Blood, Rick Nielson	69
• Surgical Restoration Of Breeding Bulls—David E Anderson	79
• Breeding Soundness Examination of the Cow—Grant S. Frazer	82
• Surgical Management of the Infertile Cow—David E. Anderson	87
• Clinical Management of Pregnancy Complications in the Cow—Grant S. Frazer	89
• Dystocia - a Review of Fetotomy in the Cow—Grant S. Frazer	97
• Surgical Management and Decisions in Problem Birthing—David E. Anderson	101

Beef Session

• Risk Factors Associated With Fatal Fibrinous Pneumonia (Shipping Fever) in Feedlot Calves—Carl S. Ribble, Alan H. Meek, Mohamed M. Shoukri, P. Tim Guichon, G. Kee Jim	104
• Effective Immunization of Cattle—R.D. Schultz	110
• Immunomodulators Used in Cattle—R. D. Schultz	113
• How to Keep Both the Consultant and the Local Veterinarian Involved - Part 1—Delbert G. Miles	114
• How to Keep Both the Consultant and the Local Veterinarian Involved - Part 2—Doug Schwenka	115
• Bovine Practitioners' Role—Information Transfer—Carcass to Conception—Tom Noffsinger	117
• Vaccines I would Not Use in My Cattle—R.D. Schultz	119
• Disease Outbreak Investigation in the Beef Herd: Defining the Problem—Carl S. Ribble, Eugene D. Janzen, John Campbell	121
• Opportunities for Cow-calf Practice: Interpreting the NAHMS Cow-calf Report—David A. Dargatz	128
• Johne's Control in Cow-Calf Operations—Mike Collins	131

Dairy Session

• Field Measurement of Milking Vacuum Using Flow Simulation—Steven Stewart	134
• Cow Flow Through the Dairy: Culling Decisions—Terry W. Lehenbauer	141
• Practical Computerized Monitoring of Parlor Cow Flow—Steven C. Stewart, Steven W. Eicker	148
• Factors to Concentrate on to Prevent Periparturient Disease in the Dairy Cow With Special Emphasis on Milk Fever—J. P. Goff and R. L. Horst	154
• The Many Causes of Down Cows—V.S. Cox, J.S. Onapito	164
• Prevention and Treatment of Down Cows: a Continuum—V.S. Cox, R.J. Farmsworth	167

Research Summaries Dairy 1 & 2

• Predictive Values of Early Pregnancy Diagnosis by Ultrasonography in Dairy Cattle—Virginie Filteau, Luc DesCôteaux	170
• Does it Pay to Use an Ultrasound Machine for Early Pregnancy Diagnosis in Dairy Cows?—Luc DesCôteaux, John Fetrow	172
• Comparison of Two Estrus Synchronization Programs in a Large, Confinement-Housed Dairy Herd—Jenks Swann Britt, Jerome Gaska	175

• Comparison of human choriogonadotropin (HCG) and gonadotropin releasing hormone (GnRH) using a synchronized ovulation program for timed breeding—G Goodell, T Geary, and R Stevens	180
• The Effect of Lameness on Milk Production in Dairy Cattle—L. D. Warnick, C. L. Guard, and Y. T. Gröhn	182
• A Prospective Randomized Field Study to Determine the Efficacy of a <i>Serpens</i> spp Vaccine Combined with Topical Treatment with Lincomycin HCl for Treatment of Papillomatous Digital Dermatitis (Footwarts) on a California Dairy—S.L. Berry, T.W. Graham	183
• Effect of Transition Ration Energy and Fiber Levels on Subclinical Laminitis and Ruminal Acidosis in Holstein Cows in Florida—G.M. DeChant, C.A. Risco, G.A. Donovan, T.Q. Tran, H.H. Van Horn, D. R. Bray	186
• Claw diseases: The most common cause of dairy lameness diagnoses, frequencies and risk groups in a University herd—Christer Bergsten, Dale D Hancock, John M Gay, Clive C Gay, Lawrence K Fox	188
• Factors Associated with Colostral Hydrometer Values—Fiona Maunsell, Dawn Morin, Peter Constable, Gene McCoy	195
• Evaluation of Specific Gravity as a Screening Test for Colostrum—Phillip W. Jardon, Jon Robison, Jacqueline Myake ..	196
• The Effect of Fluid Volume Fed on the Serum Immunoglobulin in Calves—C. S. Adams, C. Y. Taugher, and P. W. Jardon	197
• Influence of Concentrate Feeding Frequency and Intrinsic Factors on Diurnal Variations of Blood Metabolites in Dairy Cows—Richard Eicher, Annette Liesegang, Emile Bouchard, Armand Tremblay	198
• Methods of Evaluating Ruminal pH in Dairy Cattle—Garrett R. Oetzel and Kenneth V. Nordlund	203
• Distribution Characteristics and Sampling Strategy Considerations for Plasma Non-Esterified Fatty Acid (NEFA) Testing in Late-Gestation Dairy Cows—Thomas H. Herdt, Paul C. Bartlett	204
• A Cross-Sectional Study of the Relationship Between Abomasal Displacement or Volvulus and Hypocalcemia in Dairy Cattle—R Delgado-Lecaroz, L D Warnick, C L Guard, M C Smith, and D A Barry	205
• Effect of Nutrition, Lactation and Periparturient Complications on Adrenal, Pituitary and Ovarian Function and Uterine Involution in High-Producing Dairy Cows—T Nakao, EB Torres M Moriyoshi, K Nakada, T Osawa, T Ohtaki, K Kawata	206
• Eliminating <i>Staphylococcus aureus</i> Intramammary Infections Using Immune Enhancement and Antibiotic Therapy—Philip M. Sears, Austin P. Belschner	211
• Evaluation of 9 Treatments, Including No Treatment, for Efficacy Against 21 Different Bovine Mastitis Pathogens—David J. Wilson, Linda L. Garrison, Kerry L. Case, Ruben N. Gonzalez	213
• Impact of Prototheca Mastitis on Bulk Tank Somatic Cell Count and Standard Plate Count—Rubén N. González, Gary J. Bennett, Sharon A. Sickles, Debra St. Hilaire, Daryl V. Nydam	216

Research Summaries Beef & General 1 & 2

• Botulism in Cattle: A Review of 31 Outbreaks, 1984-1997—Julie Williams, and Robert Whitlock	218
• Synovial Fluid Analysis in Cattle: 52 Cases—Carsten Rohde, David E. Anderson, André Desrochers, Guy St-Jean, Bruce L. Hull	220
• Subacute Necrotizing Encephalopathy of Simmental Calves—David Steffen	221
• Market-stressed Cattle of a Shipping Fever Epizootic in a Texas Feedlot Have a High Infection Rate with Respiratory Bovine Coronaviruses—J. Storz, C.W. Purdy, X.Q. Lin, M. Burrell, R.E. Briggs, and R.W. Loan	224
• Epidemiology of <i>Neospora caninum</i> Infection in Oklahoma Beef and Dairy Cattle—Terry W. Lehenbauer, Sandra J. Rodgers, R. Gayman Helman, Jeremiah T. Saliki	225
• Economic Decision Analysis of Control Strategies for Anaplasmosis in Beef Herds—Terry W. Lehenbauer	226
• Prevalence of Intramammary Infections in Beef Heifers at Parturition—J. R. Roberson and T. Bailey	227
• Antibody Responses of Young Calves to Inactivated Viral Vaccines—Merlin Kaerberle, Ronald Sealock, Mark Honeyman ...	229

- Enteric Immunization Induces Active Mucosal and Systemic Immunity in Neonatal Ruminants—G. Mutwiri, Z. Papp and P. Griebel 233
- Results of Serological Testing of AABP Members for Antibody to *M. paratuberculosis*—M.T. Collins and E.J.B. Manning 239
- Eradication of Johne's Disease from a Heavily Infected Herd in 12 Months—M.T. Collins and E.J.B. Manning 241
- Efficacy of Florfenicol for the Treatment of Naturally Occurring Infectious Bovine Keratoconjunctivitis (Pinkeye)—J.A. Angelos, E.L. Dueger, L.W. George, T.Carrier, J. Mihalyi, S. Cosgrove, J. Johnson 245
- Immunohistochemical Test on Skin Biopsies as a Method for Detection of Cattle Persistently Infected with Bovine Viral Diarrhea Virus—Bruce W. Brodersen, Amy K. White, David R. Smith 246
- New Techniques to Evaluate Functional Impact of Bovine Respiratory Disease—J Coghe, Ch Uystepuyst, F Bureau, ML Van de Weerd and P Lekeux 247
- Lidocaine-xylazine Lumbosacral Epidural Anesthesia for Surgical Resection of Umbilical Structures in Calves—Colleen A. Lewis, Peter D. Constable, John C. Huhn, and Dawn E. Morin 250
- The Effect of Dietary Protein, Fiber, and Digesta Passage Rate on the Duration and Concentration of *Escherichia coli* O157:H7 Shed by Cattle—Carolyn Hovde Bohach, Paula R. Austin, Sheryllyn Haenny, Indira T. Kudva, Christopher J. Williams, and Carl W. Hunt 251
- Beef Quality Assurance Through Usage of Critical Control Points—T. M. Devin 258
- Clinical Use of Reproductive Tract Scoring To Predict Pregnancy Outcome—Mel Pence, Russ BreDahl 259
- Topical Administration of Trace Elements and Vitamins in Cattle—I.B. Loveridge, J.J. Wichtel, E.L.B. Whittem, N.B. Williamson 261
- Evaluation of the Wash-Off Potential of Cydectin® Pour-On from Cattle Following Simulated Rainfall—B. C. Clymer, F. Guerino, T. Janes and W. Barton 263

Practice Tips

- Corrective Trimming of Corkscrew Claw—Sarel R. van Amstel ... 264
- Twist and Flip to a Lower Somatic Cell Count—David Reid 265
- On Drugs in South Georgia—Jim Brett 266
- Practice Tips for the Vertically Challenged Practitioner—Jessica R. Spatz 269
- Caslick's For Cows—Rich Guthrie 271

Posters

- Surgical Procedure for Duodenal Cannulation and Rumen Fistula Prosthesis in the Adult Dairy Cow—Perry S. Dahlquist 272
- Effect of Adding AGRADO™ to the Receiving Ration on Morbidity and Performance of Calves New to the Feedlot Environment—D. H. Hellwig, E. B. Kegley, Donald R. Gill, Fred N. Owens 273
- A Comparison of Prophylactic Antibiotic Treatments with Regards to Morbidity, Mortality and Performance in Arkansas Stocker Cattle—D. H. Hellwig, E. B. Kegley, S. Silzell 274
- Energy and Nutrient Utilization by the Calf's Gut—Germain Nappert, Gordon Zello, Jonathan M. Naylor 275
- Assessment of the Effects of Treatment of Beef Cows and Calves with Doramectin Pour-On Solution on Pasture Parasite Contamination and Calf Performance—L.R. Ballweber, E.G. Johnson, W.K. Rowland, G.L. Zimmerman T.L. Skogerboe, D.J. Walstrom, L. Thompson, A.C. Brake 277
- Evaluation of Doramectin Pour-On Solution for Gastrointestinal Parasite Control in Stocker Calves—J.C. Williams L.L. Smith, T.L. Skogerboe, D.J. Walstrom, J.M. Cunningham, L. Thompson, A.C. Brake, C.R. Reinemeyer, T.A. Yazwinski 278
- Molecular Epidemiologic and Geographic Information System Analyses of *Mycobacterium bovis* Isolates from North America—T. A. Ficht, D. Whipple, V. Perumaalla, O. Chacón, P. Alford, M. Slater, D. Baca, J. Hernández, J. Payeur, J. Jarnagin, F. Suárez, C. Turcotte, E. Rohonczy & L. G. Adams 279
- Efficacy of Difloxacin in a *Pasteurella haemolytica* Calf Challenge Model—T.W.J. Olchow, T.N. TerHune, R.L. Herrick 282
- Serum Immunoglobulin G Concentrations in *in-vitro* Fertilized Calves Delivered by Cesarean Section—T. L. Bailey, W. D. Whittier, J. M. Murphy, A. L. Riva, W. S. Swecker, K. E. Saker, W. K. Scarratt, D. Caudell, and G. G. Schurig 283
- Activity of Gamma Glutamyl Transferase in Serum of Newborn and Day-old Calves Derived by *in-vitro* Fertilization—T.L. Bailey, W. D. Whittier, J.M. Murphy, A.L. Riva, W.S. Swecker, K.E. Saker, W. K. Scarratt and D. L. Caudell 284

- Efficacy of Copper Oxide Needles in Preventing Copper Deficiency in Cattle—Clive C Gay, Steven M Parish, Lori C Pritchett 285
- The Effect of Feeding a Rumensin® Containing Free-Choice Mineral to Steers Grazing Native Grass Pastures—Scott B. Laudert 287
- The Efficacy of Topical Treatment with Lincomycin HCl for Papillomatous Digital Dermatitis: Gross and Histological Evaluation—S.L. Berry, D.H. Read, and R.L. Walker 288
- Evaluation of an Enzymatic Test for the Rapid Detection of *Staphylococcus aureus* in Milk—J. Paré, E. Bouchard, A. Lévesque, R. Lallier, J.-M. Guillemette 289
- Prevalence of Rotaviruses in Québec Dairy Calves and Evaluation of Diagnostic Tests—J. Paré, E. Cornaglia, R. Lallier 290
- Acid-Base Balance and Mineral Levels in Dual Purpose Cows—Gerardo F. Quiroz-Rocha, Eugenia Candanosa-de Morales, Jan Bouda, Luis Núñez-Ochoa 291
- Selected Biochemical Parameters for Estimation of Energy Metabolism in Dual Purpose Cows—Jan Bouda, Eugenia Candanosa-de Morales, Gerardo F. Quiroz-Rocha, Leopoldo Paasch-Martínez 293
- Prebreeding Immunization of Beef Cows—Merlin Kaeberle, Dennis Maxwell, Ronald Sealock 295
- The Use of Live Animal Carcass Ultrasound and Relevance to Veterinary Practice—Mel Pence 296
- Unilateral Nephrectomy for Treatment of Renal Disease in Cattle—David E Anderson, Lowell T Midla, Andre Desrochers, D Michael Rings, Bruce L Hull, Marie Babkine 298

Abstract Index

- Comparison of three treatments for bovine endometritis—
 - I.M. Sheldon, D.E. Noakes 61
- Fatal marijuana poisoning in cattle—D. Driemeier 81
- Conservative and surgical treatment of tibial fractures in cattle—
 - A Martens, M. Steenhaut, F. Gasthuys, C. De Cupere, A. De Moor, F. Verschooten 86
- Role of infected, non-diseased badgers in the pathogenesis of tuberculosis in the badger—J. Gallagher, R. Monies, M. Gavier-Widen, B. Rule 88
- Serum transferrin in calves infected with *Haemophilus somnus*—J. McNair, C. Elliott, D.G. Bryson, & D.P. Mackie 96
- Cattle plague in Shangri-La: observations on a severe outbreak of rinderpest in northern Pakistan 1994-1995—P.B. Rossiter, M. Hussain, R.H. Raja, W. Moghul, Z. Khan, D.W. Broadbent 96
- Prognostic indicators for toxic mastitis in dairy cows—M.J. Green, P.J. Cripps, L.E. Green 112
- Cattle-to-cattle transmission of *Mycobacterium bovis*—E. Costello, M.L. Doherty, M.L. Monaghan, F.C. Quigley, P.F. O'Reilly 112
- Chondrodysplasia in Australian Dexter cattle—PAW Harper, MR Latter, FW Nicholas, RW Cook, PA Gill 116
- Investigation of osteochondrosis in grazing beef cattle—BD Hill, RH Sutton, H. Thompson 127
- An outbreak of contagious bovine pleuropneumonia in Ngamiland district of north-western Botswana—W. Amanfu, K.V. Masupu, E.K. Adom, M.V. Raborokgwe, J.B. Bashiruddin 130
- Use of ultrasonography to help to predict observed oestrus in dairy cows after the administration of prostaglandin F₂α—S.T. Smith, W.R. Ward, H. Dobson 133
- Diagnostic reliability of clinical signs in cows with suspected bovine spongiform encephalopathy—U. Braun, E. Schicker, B. Hörnlmann 147
- Exploratory study on the economic value of a closed farming system on Dutch dairy farms—G. van Schaik, A.A. Dijkhuizen, G. Benedictus, H.W. Barkema, J.L. Koole 147
- Effect of hoof characteristics on the propensity of cattle to slip—C.J.C. Phillips, R. Coe, M. Colgan, C. Duffus, L. Ingoldby, M. Pond, S. Postlethwaite 174

Advertisers' Index

- Bayer Corporation vi, vii, viii, xii, xiii, 184, 185
- Elanco Products Company 25, 179
- Grand Laboratories Inside front cover
- Pharmacia & Upjohn Inc. Outside back cover
- Schering-Plough Animal Health 50, 187