



Vol. 35, No. 1  
JANUARY, 2001

# *The Bovine* **PRACTITIONER**

THE OFFICIAL PUBLICATION OF THE  
AMERICAN ASSOCIATION OF BOVINE PRACTITIONERS

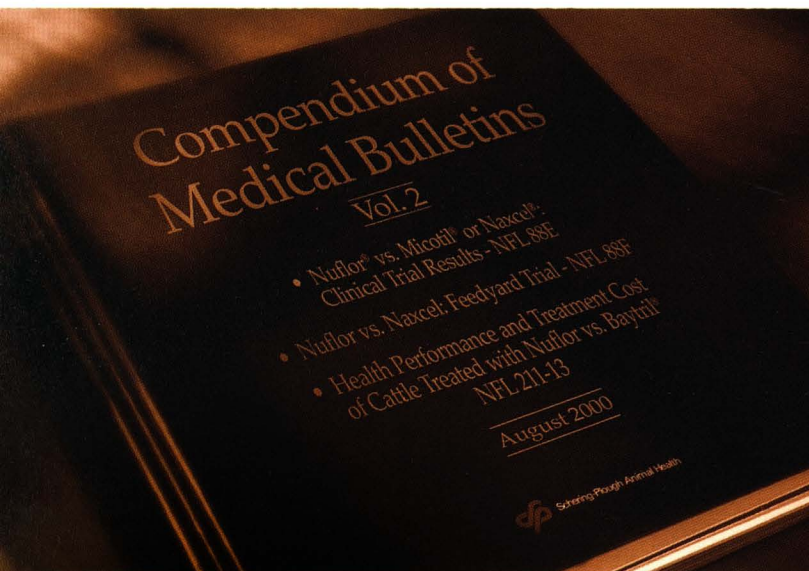
© Copyright American Association of Bovine Practitioners; open access distribution.



## **34th ANNUAL CONVENTION**


American Association of Bovine Practitioners  
Vancouver, British Columbia  
September 13-15, 2001

## What you want to see.



Your clients count on your expertise. You count on trial data to support your antibiotic recommendations. In nationwide comparative trials, the broad-spectrum power of Nuflor is repeatedly shown to provide exceptional control of the three major bacterial causes of BRD. Prescribe Nuflor and see for yourself how well it works.

## What your clients want to see.



An empty hospital pen is the most beautiful thing in the world to your clients. That's why you should prescribe Nuflor®. Nuflor is a broad-spectrum antibiotic that controls the three major bacterial causes of BRD for hard-hitting therapy. Give your clients what they want to see with Nuflor.

Ask your Schering-Plough Animal Health Representative or call Technical Services at 1-888-243-4273.

Do not use in female dairy cattle 20 months of age or older as use in lactating dairy cattle may cause milk residues. Not for use in cattle of breeding age. Do not use for calves to be processed for veal. Please see the accompanying Product Information summary for important information.



©2000 Schering-Plough Animal Health Corp. All rights reserved. Nuflor is a registered trademark of Schering-Plough Veterinary Corporation. SPAH-NFL-308

Micotil is a registered trademark of Elanco Animal Health. Naxcel is registered trademark of Pharmacia & Upjohn. Baytril is a registered trademark of Bayer Corporation.



**Nuflor®**  
**(FLORFENICOL)**  
HEADS UP THERAPY

Visit our web sites: [www.Nuflor.com](http://www.Nuflor.com) and [www.mycattle.com](http://www.mycattle.com): the on-line source for cattle industry news and information.



# The Bovine PRACTITIONER

Vol. 35, No. 1  
January, 2001

**EDITOR:**  
**ROBERT A. SMITH, DVM**  
3404 Live Oak Lane  
Stillwater, Oklahoma 74075  
Tel: (405) 372-8666  
FAX (405) 743-8422

**PRINTER:**  
**Frontier Printers, Inc.**  
205 W. 9th  
Stillwater, Oklahoma 74074

## OFFICERS

<b>President</b> .....	<b>Rod Sydenham, DVM</b> Millet, Alberta, Canada
<b>President-Elect</b> .....	<b>Kent Ames, DVM</b> East Lansing, Michigan
<b>Vice President</b> .....	<b>Patty Scharko, DVM</b> Lexington, Kentucky
<b>Past President</b> .....	<b>Larry Hutchinson, DVM</b> University Park, Pennsylvania
<b>Executive Vice President</b> .....	<b>James A. Jarrett, DVM</b> Rome, Georgia
<b>Treasurer</b> .....	<b>Roger Saltman, DVM</b> Cazenovia, New York
<b>Parliamentarian</b> .....	<b>M. Gatz Riddell, DVM</b> Auburn, Alabama

## BOARD OF DIRECTORS

<b>Jim Ehrlich, DVM</b> Argyle, New York 1st District, 2002	<b>Andy Johnson, DVM</b> Seymour, Wisconsin 5th District, 2003	<b>Alan Herring, DVM</b> Litchfield Park, Arizona 10th District, 2002
<b>Darcie J. Stolz, DVM</b> Strasburg, Pennsylvania 2nd District, 2003	<b>Steve Stewart, DVM</b> Woodbury, Minnesota 6th District, 2001	<b>Gregory A. Ledbetter, DVM</b> Jerome, Idaho 11th District, 2003
<b>Charlie Hatcher, DVM</b> College Grove, Tennessee 3rd District, 2001	<b>Wade Taylor, DVM</b> Oakley, Kansas 7th District, 2002	<b>Emile Bouchard, DVM</b> St. Hyacinthe, Quebec, Canada 12th District, 2001
<b>Rich Meiring, DVM</b> Fort Recovery, Ohio 4th District, 2002	<b>Charlie E. Deyhle, Jr., DVM</b> Canyon, Texas 8th District, 2003	<b>David Hamilton, DVM</b> Morden, Manitoba, Canada 13th District, 2002
	<b>Jim Wasson, DVM</b> Armour, South Dakota 9th District, 2001	

## REPRESENTATIVE TO THE AVMA HOUSE OF DELEGATES:

**Darrel E. Johnson, DVM**  
Weyauwega, Wisconsin

**James A. Jarrett, DVM**  
(alternate)

## EXHIBITS MANAGER:

**Samuel Hutchins, III, DVM**  
South Barre, Vermont

## ADVERTISING AGENCY:

**Veterinary Learning Systems**  
9300 West 110th St. #145  
Overland Park, KS 66210  
913-451-3475 Fax: 913-451-3929

THE BOVINE PRACTITIONER is published by the American Association of Bovine Practitioners, Inc., at **Frontier Printers, 205 W. 9th, Stillwater, OK 74074 (Tel: 405-372-8500; FAX 405-372-8523)**. Over 6000 copies are mailed to veterinarians engaged in cattle practice and allied institutions. Send new address (please include old address) to:

**Dr. James A. Jarrett, Exec. Vice President, AABP, P.O. Box 1755, Rome, GA 30162-1755**

**Tel: 1-800-269-2227; FAX 706-232-2232**

**e-mail: aabphq@aabp.org**

**http://www.aabp.org**

THE BOVINE PRACTITIONER is the official publication of The American Association of Bovine Practitioners, published in January and May annually. It also serves as a communication medium between bovine practitioner organizations around the world. All manuscripts and communications must be presented in English.

Copies of THE BOVINE PRACTITIONER are available to non-members for \$25.00 per copy, surface mail, or \$33.00, airmail (overseas).



# The Bovine PRACTITIONER

## Guidelines for Authors

*The Bovine Practitioner* is the official publication of The American Association of Bovine Practitioners, published in January and May annually. It also serves as a communication medium between bovine practitioner organizations around the world. All manuscripts and communications must be presented in English.

**A section of the journal is peer-reviewed or refereed. Papers submitted for publication in the peer-reviewed section are anonymously reviewed by three members of the editorial board. In some cases, papers may be reviewed by an outside expert(s) who is not a regular member of the editorial board. Papers published in the peer-reviewed section of the journal will be identified with a "Peer-Reviewed" banner at the top of the first page. Papers rejected by the editorial board for publication as peer-reviewed articles do not automatically qualify for publication in the non-peer-reviewed sections.**

Articles published in *The Bovine Practitioner* are intended to address the needs of bovine practitioners. Types of articles considered appropriate for the journal include research reports, case reports, review articles, retrospective studies and articles describing new techniques.

All papers should begin with a summary or abstract. Research reports should follow with an introduction, methods and materials (including experimental design and statistical analysis), results, discussion and conclusions. At the author's discretion, results and discussion may be combined.

Case reports should be written to include an introduction, history, clinical findings, appropriate laboratory data, surgical/therapeutic management, discussion and conclusions.

Review articles covering topics important to the practitioner are welcome. They should address more recent advances and bring the reader cutting edge information related to bovine practice or to beef or dairy production.

Papers reporting retrospective studies should include an introduction, clinical implications or objectives of the study, the methodology used to evaluate the data, a section that details the significance of the findings to the practitioner and conclusions.

**Two manuscripts and a diskette should be submitted to the editor through the mail or via a parcel delivery service. Manuscripts should be double-spaced, using 12-point Times type and 1-inch margins. When possible Microsoft Word should be used.**

Figures, tables and photographs are welcome. Figures should be numbered on the back: legends for figures should be submitted on a separate sheet of paper. When photographs are submitted, prints are preferred over 2x2 slides.

English units of measure should be used for weights, measures and temperature. If the author desires, it is acceptable to follow English units with metric units in parenthesis, i.e....440 pound (200kg) steer had a rectal temperature of 101.5°F (38.6°C). When the use of brand names is necessary, they should be listed in footnotes, including the name of product, manufacturer, and manufacturer's city and state.

References to literature cited in the paper should be identified in the text by the use of superscripts. References should be listed in alphabetical order. Suggested style for citations in the reference section is as follows:

1. Allen WM, Sansom BF: Parturient paresis (milk fever) and hypocalcemia (cows, ewes, and goats), in Howard JL (ed.): *Current Veterinary Therapy III. Food Animal Practice*. Philadelphia, WB Saunders Co, 1993, pp. 304-308.
2. Barth AD, Cates WF, Harland RJ: The effect of body fat and loss of fat on breeding soundness classification of beef bulls. *Can Vet J* 36:758-764, 1995.
3. *Nutrient Requirements of Beef Cattle*, ed. 7. Washington DC, National Academy Press, 1996.
4. Syvrud R: Vaccination for bovine respiratory syncytial virus: Benefits for both cow/calf and feedlot cattle. *Proc Am Assoc Bov Prac* 21:204-206, 1989.

**All correspondence and manuscripts should be addressed to:**

**The Bovine Practitioner  
Dr. Bob Smith, Editor  
3404 Live Oak Lane  
Stillwater, OK 74075  
405-372-8666 Office  
405-743-8422 Fax**


# Table of Contents

Genetically Modified Organisms: Basic Technology, Problems and Promises – Robert A. Lindberg, Paul V. Phipps .....	1
Seroprevalence of <i>Neospora caninum</i> Infection in 25 Ontario Dairy Herds and its Association with Periparturient Health and Production – T. F. Duffield, A.S. Peregrine, B. J. McEwen, S. K. Hietala, R. Bagg, P. Dick .....	8
The Ovsynch Breeding Program for Dairy Cows – A Review and Economic Perspective – Stephen LeBlanc .....	13
Herd Level Information and Bulk Tank Milk Analysis: Tools for Improving Milk Quality and Herd Udder Health – Bhushan M. Jayarao, Shreekumar R. Pillai, David R. Wolfgang, David R. Griswold, Lawrence J. Hutchinson .....	23
Methods to Monitor New Intramammary Infections in Dairy Cows Using Somatic Cell Count Data – M. A. Kristula .....	36
Culling and Laminitis: Real Herds, Real Cows, Real Deaths – Arden J. Nelson, Marguerita B. Cattell .....	42
Passively Transferred Immunity in Newborn Calves, Rate of Antibody Decay, and Effect on Subsequent Vaccination with Modified Live Virus Vaccine – J. Kirkpatrick, R.W. Fulton, L.J. Burge, W. R. Dubois, M. Payton .....	47
Case Study - Attempted Treatment of a Cow with <i>Mycobacterium paratuberculosis</i> Enterocolitis – Prof. Dr. Angelo Belloli, Prof. Dr. Silvano Carli, Dr. Davide Pravettoni, Dr. Daniela Proverbio, Dr. Massimo Giangaspero, Dr. Stefania Lauzi, Dr. Luigi Bonizzi .....	56
Case Report - Polioencephalomalacia in Dairy Calves – Kathleen Emery, Garrett Oetzel .....	61
Case Report - Disulfoton Poisoning of Beef Cattle – Gene A Niles, Sandra Morgan .....	66
Case Report - Use of Calcium Sulfate to Alleviate Signs of Copper Toxicosis in Ewe Lambs – N. H. Wells, D. M. Hallford, J. A. Hernandez, J. L. Bollinger, M. K. Petersen, U. McElyea .....	70
Effect of Pasture Trace Mineral Supplementation on Liver Mineral Levels and Feedlot Morbidity and Mortality – D. M. Grotelueschen, A. Wohlers, C. Dewey, I.G. Rush, W. E. Braselton, D. Hamar, A. B. Johnson, J. H. Pollreis .....	73
Effects of Single Administration of Half-dose Injectable Doramectin, Full-dose Injectable Doramectin, or Fenthion on Fecal Egg Counts, Growth Performance and Carcass Characteristics in Cattle – Thomas A. Edwards, Scott MacGregor, Kelly F. Lechtenberg, Breck D. Hunsaker .....	85
Critical Control Points in Beef Heifer Development – Fred D. Lehman .....	90
 AABP Convention News and Highlights .....	 i - xxv

## Advertisers Index

Bayer Corporation .....	41, back of book
C. G. Hanford .....	back of book
Pharmacia & Upjohn Inc. ....	55, outside back cover
Schering Plough Animal Health .....	inside front cover, 35

**Now Available!**



by  
**Dr. Eric I. Williams**

foreword by  
**Dr. Harold E. Amstutz**

**HISTORY  
OF THE  
AMERICAN ASSOCIATION OF BOVINE PRACTITIONERS  
(1964 - 1998)**

*177 pages, 700 photographs*

Available from:  
**AABP**  
**P.O. Box 1755**  
**Rome, GA 30162-1755**  
**(800) 269-2227**

\$25.00 per copy  
Credit cards are accepted

*"The Sun Never Sets on the Bovine Practitioner"*