


In Memoriam



Prof. Dr. h.c. mult. Hans Christian Bendixen, Copenhagen, the first president of the World Association for Buiatrics.

On the first of December 1976, in the 80th year of his life, and after a short hospital stay, the honored professor of special pathology and therapy, esteemed director of the Medical Clinic of the Royal Veterinary and Agricultural College in Copenhagen, died. Hans Christian Bendixen was not only one of the most remarkable personalities of his college and of the veterinarians of Denmark, but because of his distinguished scientific and professionally organized efforts beyond the country's boundaries, he was also internationally renowned and highly esteemed.

After several apprentice and hard working years of veterinary practice in the country and in a packing plant, he went to the University in Copenhagen, where, after a lengthy assistantship, in 1935 he became professor of bacteriology, meat and milk control as well as of veterinary parasitology. In 1937 he became professor of pathology and therapy; at the same time he took over the direction of the medical clinic, which he retained until his retirement in 1967. Numerous outstanding publications on brucellosis, pyogenous and other mastitises, calf mycoses, deficiency diseases, particularly ruminant cobalt deficiency, malformations and vitamin A deficiency in swine, atrophic rhinitis, Aujeszky's disease and many others sprang from his fertile brain, his investigative talents and extraordinary industry.

Study and lecture journeys to Germany with long sojourns at the National Health Office in Berlin, Switzerland, Holland, England, Norway, Sweden and the U.S.A. served as scholarly experience and idea exchange. In Denmark, H.C. Bendixen was active in a series of directing positions in veterinary associations and national commissions. He represented his country in numerous international congresses. Among other things he was, in 1936, a member of the study group for milk hygiene problems of the League of Nations; from 1951 to 1952 he was the director of the Veterinary Division of FAO in Rome. From 1964 to 1968 he acted as the first president of the World Association for Buiatrics.

Many Danish and foreign scientific organizations appointed him to honorary membership. As a singular honor he received the Viborg as well as the Jensen gold medals. Four veterinary schools conferred on him the honorary degree of Doctor of Veterinary Medicine (Hannover 1963, Helsinki 1965, Copenhagen 1973 and Stockholm 1975). A special joy in his old age was the appointment of his oldest son as director of the veterinary administration of the European Community in Brussels.

To all who knew him, Hans Christian Bendixen will remain in memory not only as one of the greatest veterinarians of his time but also as a personality with a lifelong outgoing nature and a blameless character.

Gustav Rosenberger, Hannover

Prof. Dr. Josef Andres, Zurich

On the ninth of May 1977 the Emeritus Ordinary Professor of Buiatrics and Obstetrics and former director of the Ambulatory Veterinary Clinic of the Zurich (Swiss) University died in his 78th year. Josef Andres was a personality well known beyond the borders of his country by his achievements in veterinary science and practice. The news of his death will therefore be learnt among his colleagues and numerous friends in many countries of the world with much mourning. After graduation, the deceased was very active until 1931 in the Institute for Veterinary Anatomy in Zurich as an assistant and then as professor. Already at the age of 27 years he was named lector. From 1931 to 1933 he worked as adjunct to the cantonal veterinary officer in Zurich.

In 1933 he was named successor to Prof. Hofmann (who at that time was called to join the Bern veterinary faculty) as extraordinary professor for Buiatrics and Obstetrics and as director of the Veterinary Ambulatory Clinic in Zurich. In 1943 he was named Ordinarius, keeping the same tasks. During 37 years, Andres represented his special field according to best Swiss buiatric tradition until he retired in 1970.

Prof. Dr. Andres was engaged in many actual problems of his time and contributed a lot to their solution. Besides elaboration of diagnostic techniques for the eradication of chronic infectious diseases of cattle, he found special interest in digestive disturbances, obstetrics and the combatting of bovine sterility. The results of his studies were published in a considerable number of outstanding articles. He developed a special instrument for rumenotomies. Besides his immediate tasks as university teacher and research worker, Dr. Andres was charged by a number of honorary functions within the academic and professional life. He was dean of the veterinary faculty during two periods of office and rector of Zurich University from 1958 to 1960. For many years he was the secretary of the Association of Swiss Veterinarians and a member of the editorial board of the *Schweizer Archiv für Tierheilkunde*.

He was a founding member of the World Association for Buiatrics and served for 14 years as a member of the board and as a contact person to the members of his country. The 4th Congress on Disease of Cattle (Zurich 1966) was perfectly organized and led by him and therefore is still well known to all participants. When Dr. Andres handed over his membership of the board at the 9th Congress in Paris, 1976, for reasons of age, he was named honorary member in acknowledgment of his merits for his special field and for the World Association for Buiatrics.

Everybody who knew Josef Andres personally will honor his memory with great esteem.

Gustav Rosenberger, Hannover

The editor acknowledges with thanks the English translations by Prof. Dr. M. Stöber, Hannover, and Mrs. Laverne Jones, Oklahoma State University library.

Third National Buiatrics Congress of Mexico

Guadalajara, Mexico, June 1-4, 1977




Opening ceremony (left to right): M.V.Z. Abel Buen Rostro, Director de la Facultad de Medicina Veterinaria y Zootécnia de la U. de G.; M.V.Z. José Luis Mata Bracamontes, Presidente de la AMVZO; M.V.Z. Carlos Arellano, Director del Instituto Nacional de Investigaciones Pecuarias; M.V.Z. Jorge Avila García, Presidente de la AMVEB; Lic. José Luis Leal Sanabria, Sub-Secretario de Gobierno del Estado de Jalisco; Robert J. Harris, D.V.M., Presidente de la American Association of Bovine Practitioners; Ing. Hilario Valenzuela, Representante de la Secretaría de Agricultura y Recursos Hidráulicos en el Estado de Jalisco; M.V.Z. Fernando Hidalgo y Terán, Secretario de la AMVEB; Ing. Hugo Barragán H., Presidente de la Unión Regional Ganadera; M.V.Z. Marco A. Hidalgo Mendoza, Presidente de la Unión Nacional Veterinaria.

Guadalajara—"The City of Roses" or the "Pearl of the West," the home of the mariachis—this beautiful city founded in 1542 was the venue for the 3rd National Buiatrics Congress of Mexico on June 1-4, 1977.

Dr. Robert Harris, president of AABP, and Mrs. Harris, Dr. and Mrs. Eric Williams, Stillwater, Oklahoma, and Dr. Wallace Larson, San Antonio,

Texas, attended as official guests of the Asociación Mexicana de Médicos Veterinarios Especialistas en Bovinos A.C. Over 300 veterinarians, students and guests attended the Congress which was held at the Plaza del Sol Hotel. Several members of the Texas Veterinary Medical Association presented papers at the Congress.



M.V.Z. Marco A. Hidalgo Mendoza, president, Mexican Veterinary Medical Association, left, and M.V.Z. Jorge Avila García, president, Mexican Buiatrics Association.



Dr. Robert Harris, M.V.Z. Avilia García, M.V.Z. Fernando Hidalgo y Terán, secretary, Mexican Buiatrics Association, and Dr. Eric Williams.



Our gracious hostesses.



Four of the Mexican Veterinary students who were ushers at the Congress.





British Cattle Veterinary Association

The British Cattle Veterinary Association is a specialist division of the British Veterinary Association and was founded in 1967. Its aims are "to promote the discussion and exchange of information and the advancement of knowledge pertaining to cattle," and to encourage collaboration with other related organisations.

Two forms of membership are possible, namely membership which is only open to members of the BVA and associate membership open to all others (not necessarily veterinary surgeons) interested in cattle. The present membership totals about 270 and the vast majority of members are in veterinary practice.

Meetings are held approximately four or five times a year in different parts of the country to allow a chance for members to have at least one gathering close to their home area. Many of the meetings are held jointly with other specialist or regional divisions. Their duration is variable, some consisting of only an evening or a day, but normally at least two meetings are held annually covering two days or longer. The subject matter of meetings is deliberately variable and although much time is concerned with disease

Whenever veterinarians get together, there is nothing more enjoyable than an ambulatory call. During the Congress, President Robert Harris could not resist such a temptation as he accompanied Dr. José Roberto Salgado R., Guadalajara, and his father-in-law, Dr. Charles Boyd, College Station, Texas, on the Saturday morning round of calls.

problems, consideration is also given to the wider aspects of practice and preventive medicine. For example, the April 1977 meeting had as a general theme "Preventive Medicine" and included in its subject matter: ovulation control in cattle, mastitis detection, anabolic steroids, anthelmintics, housing, nutrition, computerised practice accounts and preventive medicine in practice.

Members are informed by newsletter of forthcoming meetings and of other information which may be of interest to them. Where possible, papers delivered at meetings are circulated.

Further information is available from the Honorary Secretary, A. H. Andrews, BVetMed., MRCVS, Veterinary Dept., Meat and Livestock Commission, P.O. Box 44, Queensway House, Bletchley, Milton Keynes MK2 2EF, England.

The officers of the British Cattle Veterinary Association for 1977/78 are: president, M. H. Hinton, FRCVS, BVSc., DipAH; senior vice president, I. D. Baker, BVSc., MRCVS; junior vice president, R. T. Pepper, MRCVS; honorary treasurer, P. S. Bridge, BSc., MA, DVSM, MRCVS; honorary PRO, A. D. Weaver, FRCVS, BSc., DrMedVet., Ph.D.; honorary secretary, A. H. Andrews, BVetMed., MRCVS.



International Congress on Cattle Diseases Mexico City, August 16-19, 1978



During their visit to the Mexican Buiatrics Association Congress at Guadalajara, President Robert Harris and the editor attending some planning sessions for the 10th International Congress.

The 10th Congress of the World Association for Buiatrics will be held under the chairmanship of the president of the Mexican Association of Veterinarians specializing in cattle, Dr. Jorge Avila Garcia, in Mexico City (Centro medico) from August 16th to 19th, 1978. The program provides the following subjects:

1. **Reproduction:** Biology (genetics and endocrinology), disorders, artificial insemination, influence of nutrition, estrous cycle control, embryo transfer.

2. **Problems of dairy cattle production:** Enteric and respiratory diseases in young cattle, advances in the therapy of newborn enteritis, metabolic diseases in intensive calf rearing, dairy cattle management (housing, genetic improvement, manure management).

3. **Mastitis:** Role of milking machines, teat dipping, clinics, treatment and prevention of mastitis, control programs.

4. **Improvement of milk and beef production in the tropics:** Preventive medicine, direct and indirect influences of climate, genetic improvement, utilization of tropical feeding resources, production systems and management practices.

5. **Nutrition:** Protein and energy sources (including non-protein nitrogen), biological value and utilization of forages, use of industrial by-products and animal waste for ruminants, mineral and vitamin requirements and supplementation, physiological and metabolic aspects of nutrition.

6. **Miscellaneous communications:** During the Congress, the reports will be simultaneously translated into the four official languages (English, French, Spanish, German).

Address of the Organizing Committee: X Congresso Mundial de Buiatria, Av. Morelos 20, Desp. 707, Mexico 1, D.F.

Proposals of reports (including the title and a summary of no more than 200 words) should be sent to Mrs. Dr. A.S. de Aluja before the 31st of December, 1977. After the decision of the scientific program committee the applicants will be informed about the acceptance of the report and the time accorded to present it. Relevant films (super-8 or 16 mm) which have not yet been shown at an International Congress may be proposed to the committee, too; however, they should not be sent there.

Registrations should be sent to Dr. F. Hidalgo y Terán, the fee being: \$160 for participants, \$80 for speakers (whose reports have been accepted), and \$70 for accompanying persons registering before April 30th, 1978. Beginning with the 1st of May, 1978, the registration fee will be \$180, \$90 and \$80 in the respective groups.

An **industrial exhibition** will be run during the Congress; veterinary firms interested in participating in the exhibition are invited to apply to the above address, soon.

The official travel agency for the Congress is Wagon-Lits, Cooks Ltd., Mexico.



XXI World Veterinary Congress Moscow, USSR, July 1-7, 1979

Following a proposal from the Soviet delegation, the XX World Veterinary Congress, Greece, 1975, decided to hold the XXI Congress in Moscow, USSR, on July 1-9, 1979.

The program for Section X, devoted to diseases of ruminants, will be focused on the following subjects:

1. Metabolic and deficiency diseases of cattle.
2. Diseases of the gastrointestinal tract of calves (with special consideration of infectious disorders).
3. Diseases of the respiratory system in young cat-

tle (with emphasis on infectious diseases).

4. New findings in the field of bovine lymphosarcoma (epizootology, modern diagnostic and control methods).

5. Advances in the treatment and prevention of mastitis in cattle.

6. Advances in the control of sterility in cattle (including puerperal care and biotechnical regulation).

7. Diseases of the central nervous system of sheep.

Book Reviews

All Things Wise and Wonderful by James Herriott



Photo by Fay Godwin.

James with his loyal companions, Dan and Hector, to whom this book is dedicated.

It was a distinct pleasure, sprinkled with a lot of nostalgia, for me to be taken once again "up hill and down dale" in a busy veterinary practice through the pages of James Herriot's latest masterpiece, *All Things Wise and Wonderful*. The author has done a

superb job of blending his trials and tribulations in the Royal Air Force during World War II with his experiences as a young veterinarian in the tough Yorkshire dales. He recalls the rich and varied episodes he shared with his clients and patients partly in order to counteract his homesickness for his practice and for his young wife who is expecting their first child.

How many veterinarians across the globe have exclaimed while reading his book, "Gee, that happened to me!" He speaks for all of us as he pulls off the spectacular cure of an expensive racehorse:

I felt as though I was riding on a pink cloud with all the tension and misery flowing from me in a joyful torrent. Thank God there were moments like this among the traumas of veterinary work, the sudden transition from despair to triumph, from shame to pride.

James Herriot is still working a seven-day week in his practice which is a lasting tribute to his great devotion to his chosen profession. We salute his love and tender care of his patients, his great respect for his clients but above all we admire his deep love for his wife, Helen. The secret of a successful practitioner is a happy home.

The members of the American Association of Bovine Practitioners are extremely proud that James Herriot is an honorary life member of the Association. *Eric I. Williams, Editor.*

All Things Wise and Wonderful is published by St. Martin's Press, New York; price \$10.

The Clinical Examination of Cattle, edited by Prof. Dr. Gustav Rosenberger

In November 1976 "The Clinical Examination of Cattle," second, fully revised and expanded edition, edited by Prof. Dr. Gustav Rosenberger, appeared (in the German language).

The first edition of this book, which was also translated into Spanish, Italian and Polish, has been out of print for many years. The long awaited, and finally published, second edition (for the practicing veterinarian as well as the student of veterinary medicine) of "The Clinical Examination of Cattle" has been accomplished at the present time with the assistance of many additional contributors.

In order to present comprehensively the entire province of the diagnostics of cattle, including gynecological, obstetrical and andrological research, and to include all current knowledge, the new edition was considerably enlarged (the first edition contained 190 pages with 166 illustrations plus 6 pages in full color; the second edition contains 544 pages with 478 illustrations and 17 pages in full color) and newly revised in significant chapters.

Within its covers are included the accumulated pertinent practical knowledge in research, teaching

and practice, as well as recognition of the current aspects of animal behavior and nutrition, legal conduct in the prevention of cruelty to animals, problems in herd management, newly developed instruments and laboratory methods, wherever it touches upon the province of buiatrics. An appendix surveying the different methods of pharmaceutical dispensing may also be found in the new edition.

"The Clinical Examination of Cattle" together with "Diseases of Cattle," which appeared in 1970, forms an encompassing, material filled, unique and significant textbook and standard work in buiatrics, which is, for anyone in veterinary medicine, whether student or practitioner, whether active in the area of cattle health, in administration, in veterinary research or in official animal health, in research or teaching, absolutely indispensable.

This book is published in German under the title of *Die Klinische Untersuchung des Rindes*. The publication has so many excellent pictures and diagrams that a knowledge of the language is not absolutely necessary to the reader.

Publisher, Paul Parey, Berlin, Germany. Cost: DM148 (approx. \$59.20 U.S. dollars).

Book Reviews

Animal Sanitation and Disease Prevention

Second Edition:

Harry H. Berrier

Animal Sanitation and Disease Prevention. Second edition: Harry H. Berrier.

In the preface to this book, the author states, "This book is written for students, teachers, livestock owners, veterinary technicians, veterinarians, and others with special interest in this subject. It is an outgrowth of the pioneering efforts of Dr. Donald E.

Rodabaugh who wrote a lecture outline for the course with the same title.

"The second edition has been broadened to include the most recent information about animal sanitation and disease prevention."

The publication is geared heavily toward the layman with technical language being avoided so that "he will have a better understanding to carry out specific recommendations made to him by his veterinarian for prevention and control of diseases in livestock under his control."

Published by Kendall/Hunt Publishing Co., 2460 Kerper Blvd., Dubuque, Iowa 52001.

Introduction to Animal Neurology: **A. C. Palmer**

Introduction to Animal Neurology: A. C. Palmer. 2nd edition: Blackwell Scientific Publications: distributed in the U.S. by J. B. Lippincott Co., Philadelphia. Approx. price, \$15.00.

In this second edition the author "has attempted to incorporate the main developments in animal

neurology over the past 10 years." The emphasis is on clinical diagnosis rather than neurosurgical techniques.

Part one is devoted to peripheral nerve injury, a review of the main spinal cord tracts, spinal cord injury, vestibular syndrome, neurological examination, neuropathology, etc. Part two is composed of a series of synopses of the main nervous conditions in domestic animals. These are intended only to assist the clinician in reaching an immediate diagnosis.

New Publication ***Veterinary Science Communications***

The first issue of this quarterly journal was published in May 1977. V.S.C. is an international journal publishing letters and "hot topic" review articles in the field of veterinary science, covering pre-, para- and clinical veterinary sciences and the animal sciences generally.

The *letters* section will concentrate on the rapid publication of brief articles that have a high news value and are meant for international readership.

The *review* section will be published in collaboration with the Commission of the European Communities and is intended to bridge the gap between the publication of original scientific papers and the appearance of a classical review article.

The official language of the journal is English. The first issue contains articles dealing with veterinary biomechanics, hypomagnesemia, motility in the female genital tract and egg transfer in cattle, etc.

Free sample copies are available from the publisher.

Published quarterly by the Elsevier Scientific Publishing Co., P.O. Box 330, Amsterdam, The Netherlands.

Subscription rate: Dfl. 139, U.S. dollars \$56.75, including postage.

**IT'S NOT
TOO EARLY!**

**Start Planning Now
For These
Forthcoming Meetings**

1978: Baltimore, Maryland, December 10-14

1979: San Antonio, Texas, November 27 -
December 1

1980: Toronto, Canada, November 19-22



Membership Application

AMERICAN ASSOCIATION OF BOVINE PRACTITIONERS

I hereby make application for membership in the AMERICAN ASSOCIATION OF BOVINE PRACTITIONERS and agree to abide by its by-laws, to actively support its objectives, and enclose \$25.00 in payment of first year's dues.

Date _____

Name _____
Last First Middle

Address _____
Street City County State

Telephone _____ AVMA Member _____

Year of Graduation _____ College _____ CVMA Member _____

Nature of Employment (Practice, Teaching, etc.) _____

Percentage of Practice Time Devoted to Cattle _____
Dairy Beef

Former address if you have moved _____
within the last two years. Street

City State Zip

Signature _____

MAIL TO: H. E. Amstutz, D.V.M., Executive Secretary-Treasurer
P.O. Box 2319
W. Lafayette, Ind. 47906

SHARE IT . . . WRITE YOUR PRACTICE TIP, QUESTION, OR SUGGESTION NOW AND SEND IT IN TO US FOR NEXT YEAR'S BOVINE PRACTITIONER.

Signature _____

Address _____

City, State, Zip _____

MAIL TO: Eric I. Williams, F.R.C.V.S., Editor
1226 N. Lincoln
Stillwater, Oklahoma 74074

new product

INTRODUCED AT THE
1977 AVMA MEETING
IN ATLANTA, GA.



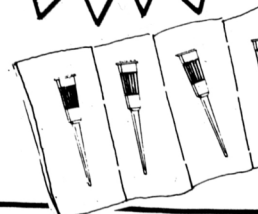
QUADRACILLIN™

MASTITIS TREATMENT

*Its new vehicle provides
reliable 60 hour milkout.
Penicillin is still the
drug of choice for treatment
of the most common forms
of mastitis.
Quadracillin will be
available from your
distributor soon.*

THE FIRST AND
ONLY 40ml. SYRINGE
CONTAINING
400,000 UNITS

PROCAINE
PENICILLIN
AND 200mg.
CHLOROBUTANOL
(4x10ml. DOSES)



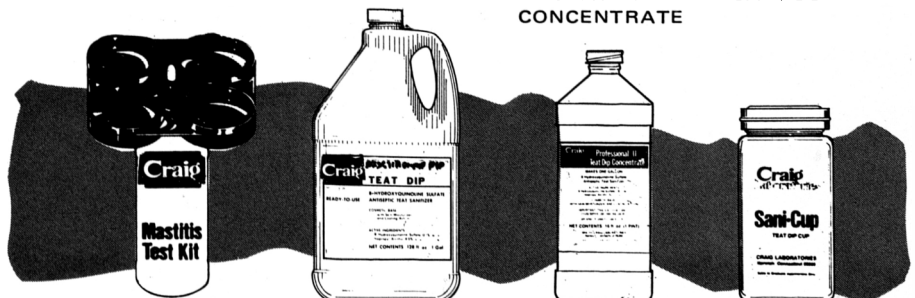
TEST KIT

PRACTITIONERS DIP

TEAT-DIP
CONCENTRATE

SANI-CUP

COMPLEMENTARY
SUPPORTIVE PRODUCTS
FOR A COMPLETE
MASTITIS PROGRAM



Craig™
Laboratories

P.O. BOX 1188 NORWICH, CONN. 06360

By the time your client spots pneumonia, he's losing money fast.

Treat it with Tylan[®] Injection. The sooner the better.

In cattle, Tylan 200 Injection is effective for the treatment of contagious calf pneumonia (pneumoenteritis), diphtheria, foot rot (necrotic pododermatitis), metritis and pneumonia.

In dairy cattle, Tylan 200 Injection is effective for the treatment of contagious calf pneumonia (pneumoenteritis), diphtheria, foot rot (necrotic pododermatitis), metritis and pneumonia.

In hogs, Tylan 50 and Tylan 200 Injection are effective for the treatment of pneumonia, vibronic dysentery, erysipelas, and arthritis due to pleuropneumonia-like organisms.

